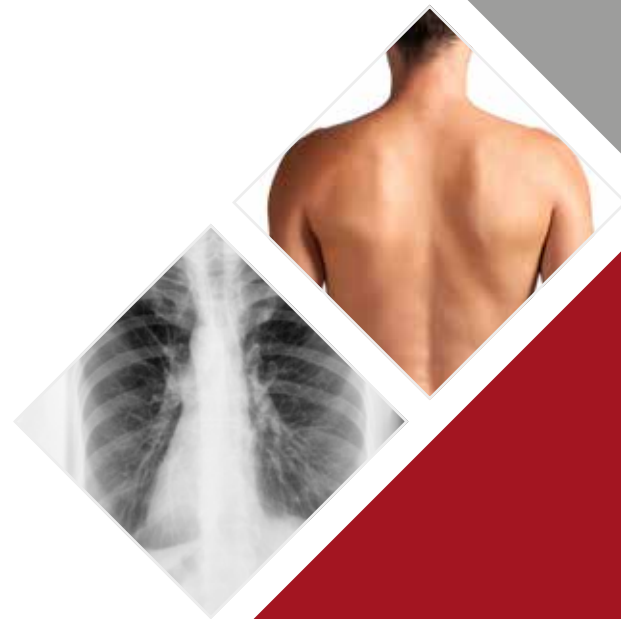


EXAMION®

X-Ray Systems · Digital Imaging · Service

X-DR Retrofit

Retrofit solutions for digital radiography



Get your X-ray system fit for future

Your existing X-ray equipment is working very well but you would like to go digital and benefit from the advantages of digital X-ray imaging? The EXAMION retrofit solutions convert your X-ray system into a direct digital system.

- **Versatile and flexible:**
Customised retrofit solutions for stationary, mobile and portable X-ray equipment. The right detector for any application.
- **Comprehensive and reliable:**
Perfectly matched hardware and software components for reliable workflow and excellent image quality.

EXAMION Retrofit Solution

We offer you a retrofit system from a single source:

EXAMION is your competent partner for all hardware and software components.



EXAMION X-DR
Flat panel Detector

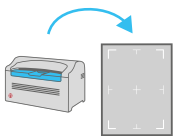


EXAMION X-AQS
Acquisition Console

- ✓ Simple and fast switch to the latest technology
- ✓ Highest image quality due to CsI scintillator
- ✓ Impress your patients with the latest technology

Latest technology without modification measures

The detectors match the dimensions of the earlier X-ray cassettes and can thus be easily integrated into existing systems.



Stationary X-ray equipment, with CR system:

The detector replaces your CR cassettes. Instead of the CR system you use the compact X-AQS Acquisition Console only.



Mobile X-ray equipment for bedside and emergency examinations:

Simply take along the detector for X-ray imaging. The stationary acquisition console is replaced by a compact notebook or a tablet PC.



Stationary or mobile X-ray equipment for clinics:

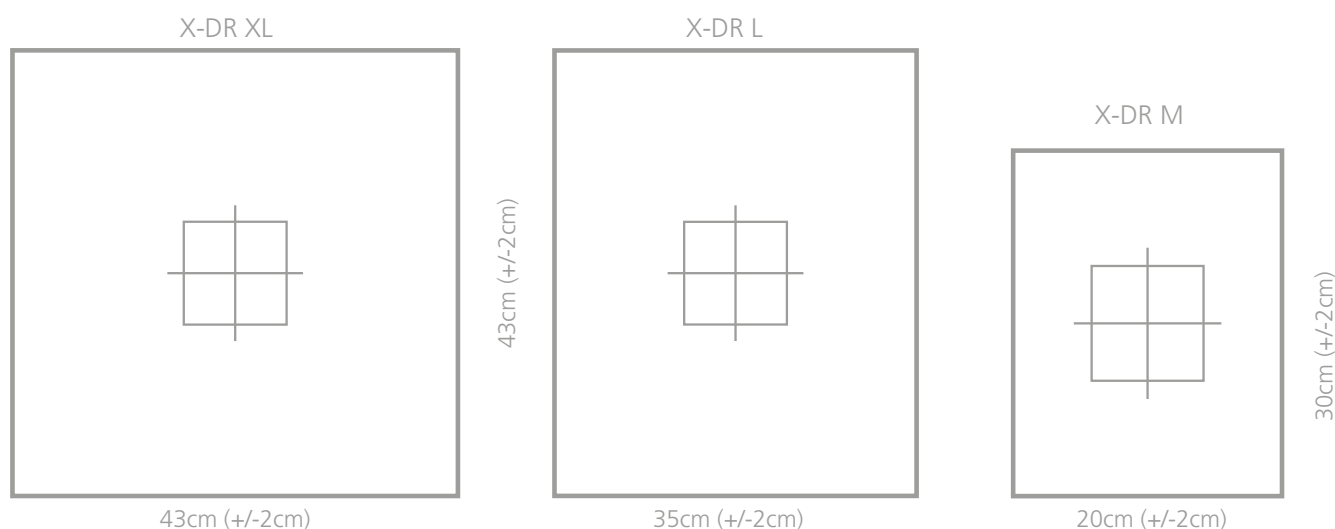
Normally the detectors are used for the digital operation of the stationary X-ray system. But if necessary carry the detector directly to the patient for bedside examinations.

Flat Panel detectors - models and sizes

Our detectors are at the heart of the digital X-ray system. They provide high quality X-ray images, saving time and man-hours. We offer you the right model for almost every tray of very different X-ray systems: two variants in three sizes.

Our most used models at a glance

	X-DR L WiFi	X-DR L WiFi Premium	X-DR XL WiFi	X-DR XL WiFi Premium
Pixel pitch	150 µm	100 µm	139 µm	100 µm
Pixel matrix	2.304 × 2.800	3.500 × 4.300	3.072 × 3.072	4.267 × 4.267
Weight	3.4 kg	2.8 kg	4.6 kg	3.4 kg



X-DR M WiFi

- Wireless detector for portable and stationary applications
- Optimal as a supplementary detector for extremity images
- Suitable for incubators in neonatology

X-DR L WiFi and X-DR XL WiFi

- Best seller with excellent price in relation to performance
- Excellent picture quality that also complies with high requirements

X-DR XL

- Wired detector for fixed installation when the detector is not needed to be taken out of the bucky tray

X-DR L WiFi Premium and X-DR XL WiFi Premium

- Minimal weight
- High protection against liquid infiltration
- Pixel pitch 100 µm: Premium quality X-ray images which meet the highest requirements

Your benefits at a glance

EXAMION's retrofit solution was specifically designed for practices wishing to switch to the **most recent method of image development** without having to undergo a complex remodelling effort.

In addition, you increase the **economic efficiency** of your X-ray system through the longer use of existing Anlagenkomponenten.

- ✓ Fast and easy retrofitting
- ✓ Lower investment costs than buying a completely new x-ray-system
- ✓ Increase in efficiency, workflow, and quality
- ✓ Using the most advance technology



Retrofit solution for your needs

- Choose the fastest way to create your X-ray image: X-ray without additional image development steps
- Increase image quality
- Reduce your maintenance costs
- Convince your patients with state-of-the-art technology
- Uncomplicated installation of the detector
- Resistant and reliable
- Data transfer via WiFi
- Power supply via rechargeable battery; Optional cable connection



Your equipment options

For stationary X-ray systems with two workplaces - typically with a bucky table and a wall unit - there are various options available.

- **One-detector solution:** Detector can be operated alternative in the Bucky from table or wall stand.
- **Two-detector solution:** Bucky table and wall unit are fitted with their own detector. Complicated detector changes between a tablestand and a wall unit are unnecessary.
- **Extremity images/special position techniques:**
Usual procedure: The table's detector is taken out of the buckytray.
Easier equipment variant: A third detector is coupled to the system.



X-AQS Software – Acquisition, control, archiving

The EXAMION X-AQS software is a universal solution for X-ray image acquisition, processing and archiving, allowing you to control a wide range of CR digitizers, DR flat panels and X-ray generators as well as processes. The software is available as a DICOM modality to connect to your existing image archive, but also as a system solution with X-AQS PACS with standardised operation at viewer workstations. The software can be adapted to your needs and can grow along - always as you need it.



Placing of orders

- Touchscreen operation throughout
- Clear depiction and selection of body regions
- Freely configurable organ lists for each body region

Image acquisition

- State-of-the-art X-AQS image processing
- Consistent user interface and operation steps even when switching between CR and DR systems
- Digital X-ray journal

Post-editing

- Extensive functions for post-editing the image
- Complete diagnostic viewer with measuring tools even at acquisition workstation
- Export in DICOM and other formats via USB stick, DVD or e-mail

Additional features with X-AQS PACS

- Client software for an infinite number of viewer workstations
- Integration of peripherals such as ultrasound, endoscopy, CT and MRT

Webclient

- Full-featured web client not only for image viewing but also, for example, for patient management and order placement



The X-AQS with its user-friendly operating interface is the central controlling unit for digital X-ray. Simple and self-explanatory buttons enable the acquisition of perfect X-ray images with just a few clicks. We offer you a future-proof universal software platform that is constantly being further developed and tested by users.

EXAMION GmbH

EXAMION is a specialised provider of solutions for digital radiography in human and veterinary medicine on the global stage. We have been working 35 years based on the "one stop shop" principle, and support our customers as an expert partner in planning, installation and after-sales service.




Our advice on technical and business matters centres around our customer's needs and practice premises, and each and every offer is individually tailored by our experts.

EXAMION currently services over 7,000 systems, some of these are mobile, but the majority are permanently installed in hospitals and medical practices. EXAMION X-AQS software, which has been developed in-house, for unit control, image processing, diagnostics and archiving, standardises control and ensures an efficient workflow. Our product portfolio encompasses digital radiography, digital image processing as well as mammography and X-ray therapy.

We support our customers with more than 150 employees throughout Germany and in four European sites in Belgium, Poland, Portugal and Switzerland. Worldwide we are working with an ever-growing network of service and sales partners.


Benefit from years of experience



Contact head office

EXAMION GmbH
Erich-Heion-Str. 37
70736 Fellbach
Germany

 + 49 711 120 002 - 0

 +49 711 120 002 - 22

www.examion.com

 vertrieb@examion.com



Click here for our
Website

Certified partner of EXAMION